

ACCOMMODATIONS SYMBOL LEGEND

- ▲ Twin Bed and Single Convertible Sofa
- ★ 2 Twin Beds (convert to King) and Single Convertible Sofa
- 2 Twin Beds (convert to King) and 1 Upper
- 2 Twin Beds (convert to King) and 2 Uppers

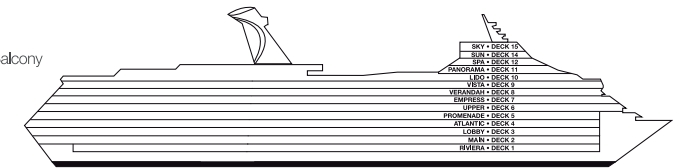
- 2 Twin Beds (convert to King), Single Convertible Sofa and Upper
- † 2 Twin Beds (convert to King) and Double Convertible Sofa
- ▼ 2 Twin Beds (convert to King), Single Convertible Sofa and 2 Uppers
- ◆ Stateroom with 2 Porthole Windows
- ◇ Connecting staterooms (ideal for families and groups of friends)
- \* Twin beds do not convert to a king-size bed.

Staterooms are available that are modified for wheelchair users. Please contact Carnival Reservations Department, Guest Access Services, at 1-800-438-6744, ext. 70025, for details.

☞ Cloud 9 Spa accommodations are non-smoking.

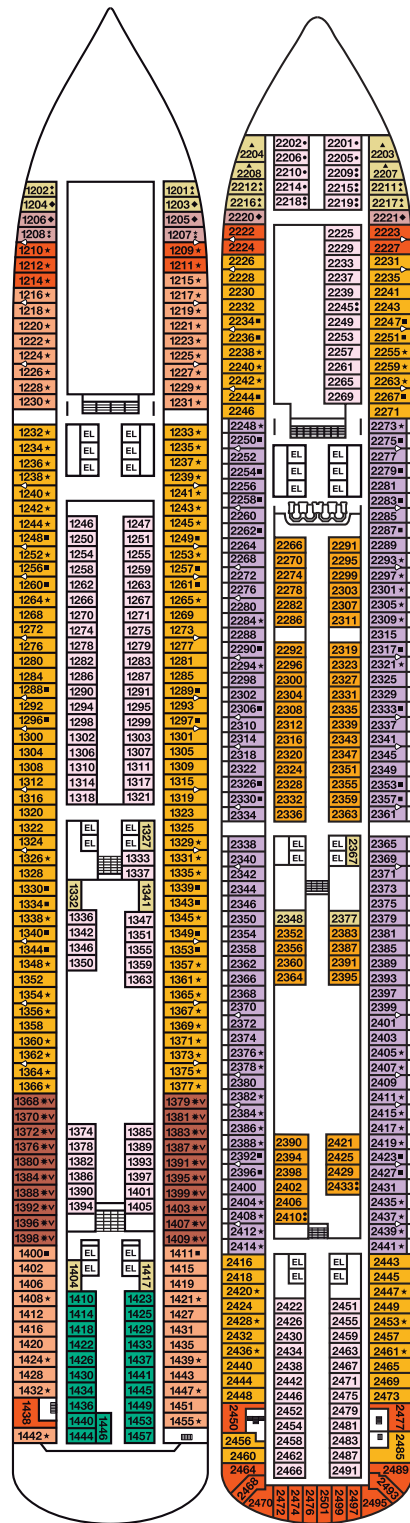
CATEGORIES

- 1A Interior Upper/Lower
- PT Porthole
- 4A 4B 4C 4D 4E 4F 4G 4H Interior
- 4J Interior with Picture Window (obstructed views)
- 6A Ocean View
- 6L 6M 6N Deluxe Ocean View
- 7C Cove Balcony
- 8A 8B 8C 8D 8E 8F 8G Balcony
- 8M 8N Aft-View Extended Balcony
- 9C Premium Vista Balcony
- JS Junior Suite
- OS Ocean Suite
- GS Grand Suite

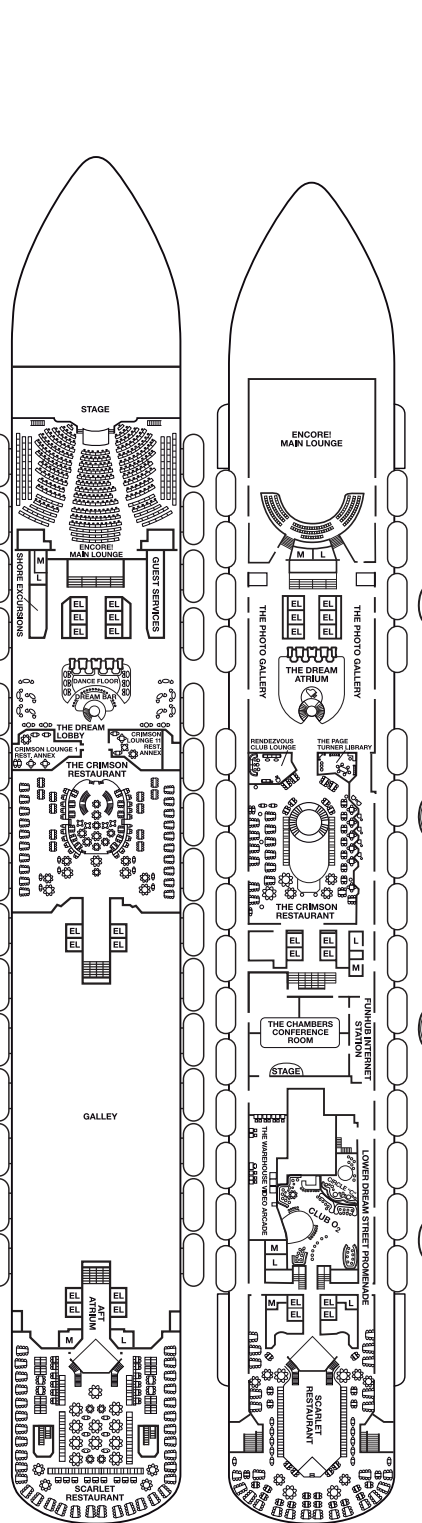


Gross Tonnage: 130,000 Length: 1,004 Feet Beam: 122 Feet  
 Cruising Speed: 20 Knots Guest Capacity: 3,646 (Double Occupancy)  
 Total Staff: 1,367 Registry: Panama

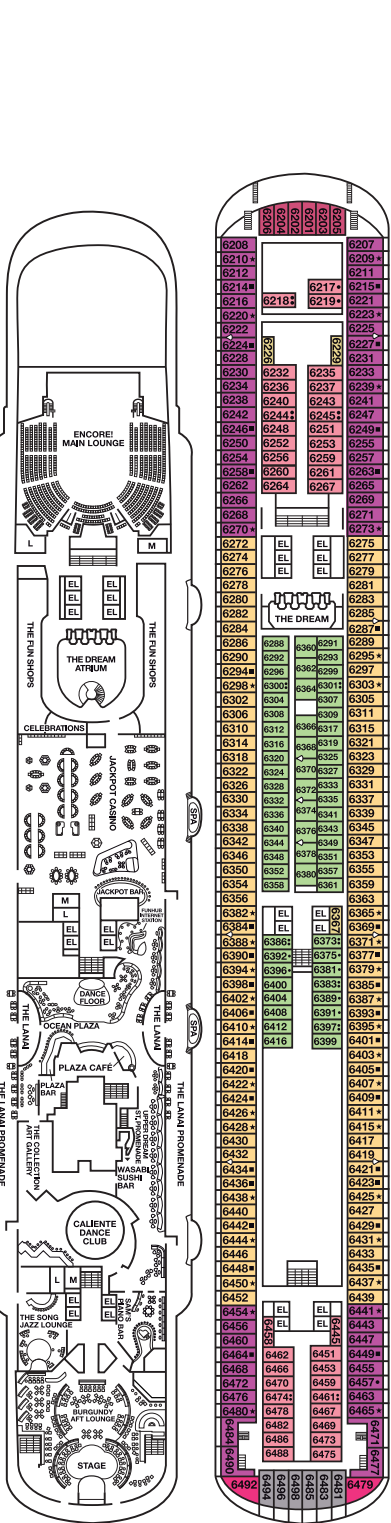
4S Interior 6S Ocean View (obstructed views) 8P 8S Balcony SS Suite Spa accommodations include private access, special amenities and priority reservations at the Cloud 9 Spa.



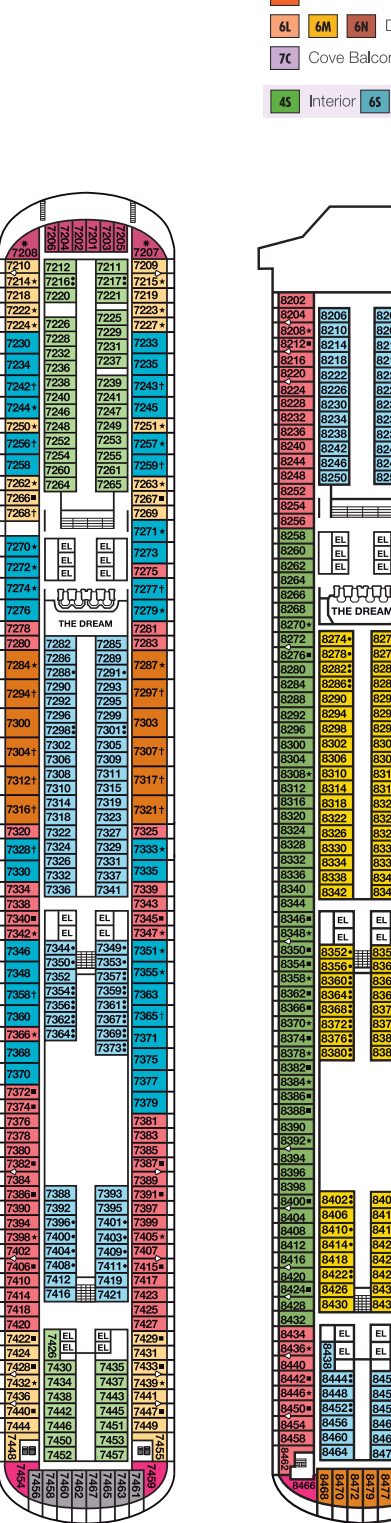
Riviera • Deck 1



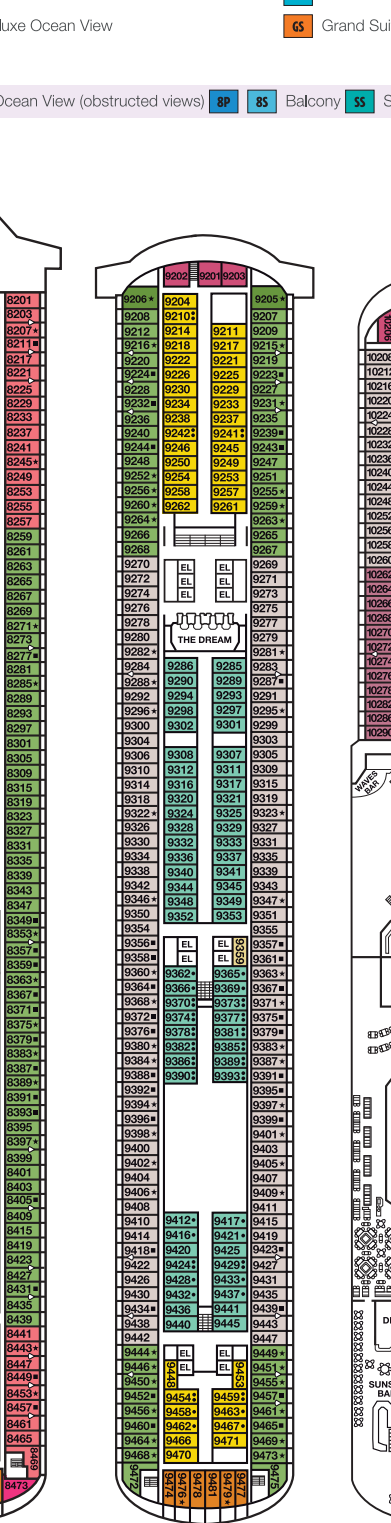
Main • Deck 2




Lobby • Deck 3



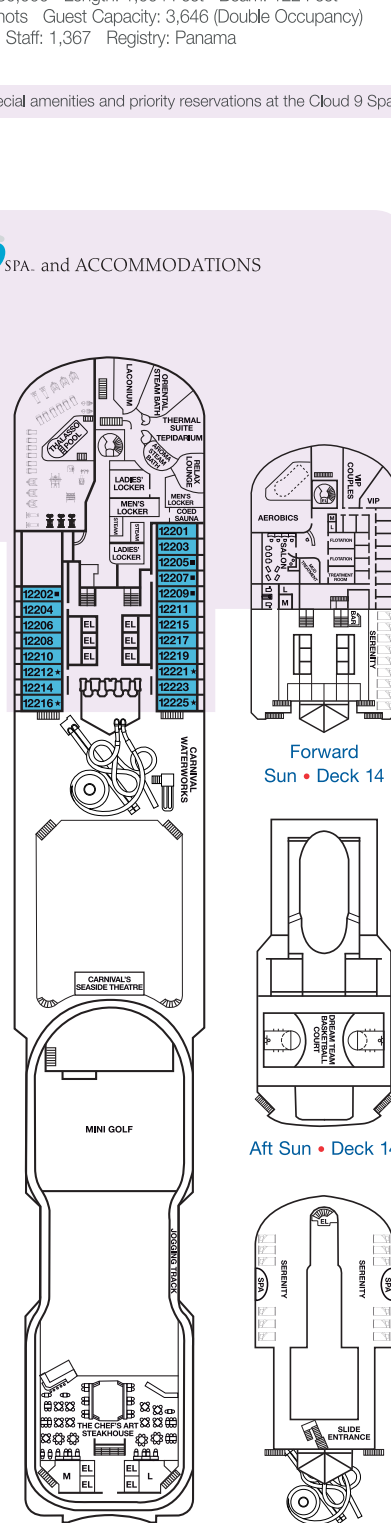
Atlantic • Deck 4



Promenade • Deck 5



Upper • Deck 6



Empress • Deck 7



Verandah • Deck 8



Vista • Deck 9



Lido • Deck 10



Panorama • Deck 11



Spa • Deck 12



Sky • Deck 15

For a closer look at individual ship deck plans or to take a 360° tour, visit [carnival.com/funships](http://carnival.com/funships).