


Celebrity Millennium® Deck Plans

Celebrity Millennium® Class





Highlights

- Michael's Club
- Specialty Restaurant
- Celebrity Theater
- Champagne Bar
- The Conservatory
- Fortunes Casino
- Disco/Nightclub
- Cinema
- Rendez-Vous Lounge
- Martini Bar
- Cova® Café
- AquaSpa® by Elemis®
- Thalassotherapy Pool
- Fitness Center



Ship Specifications

Occupancy: 2,034
Tonnage: 91,000
Length: 965 feet
Beam: 105 feet
Draught: 26 feet
Cruising Speed: 24 knots
Electric Current: 110/220 AC
Ship's Registry: Malta



This Page Clockwise: Celebrity Millennium; the Ocean Grill; relaxing in the Thalassotherapy Pool.

New Smoking Policy

Celebrity Cruises® has adopted a new policy on smoking that will result in a cleaner, fresher, and healthier environment on Celebrity's ships. Smoking is strictly prohibited inside all staterooms and on all stateroom verandas. Cigarette smoking is limited to designated indoor and outdoor venues, while cigar and pipe smoking is allowed in designated outdoor spaces only.

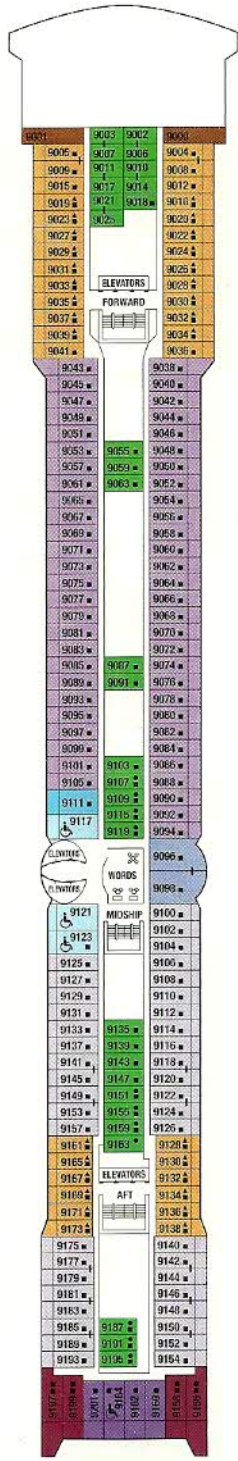
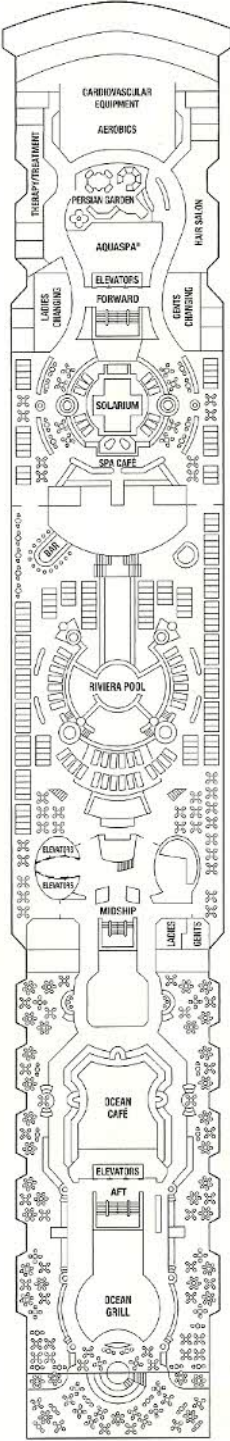
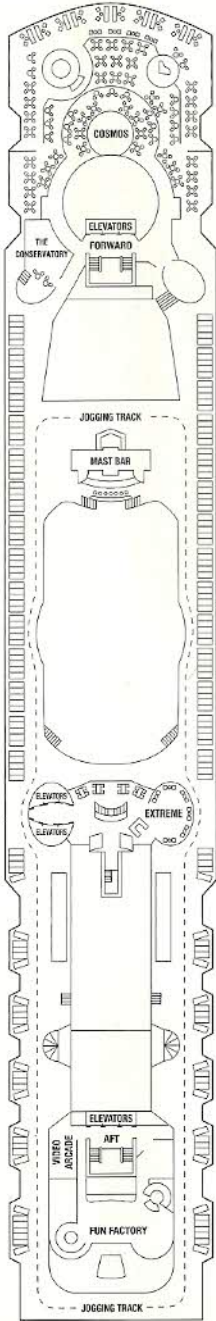
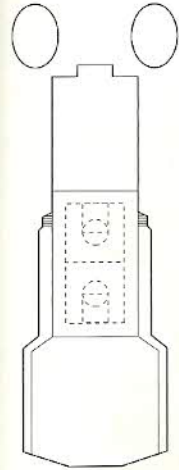
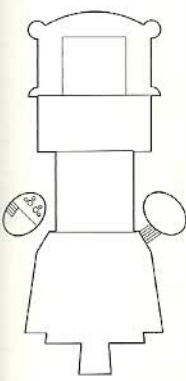
DECK PLANS ARE NOT DRAWN TO SCALE
DECK NUMBERS REFLECT UPPER GUEST LEVELS

Sky Deck 9

Resort Deck 10

Sunrise Deck 11

Sports Deck 12



- CONVERTIBLE SOFA BED
- ▲ ONE UPPER BERTH
- TWO UPPER BERTHS
- ┆ CONNECTING STATEROOMS
- ♿ WHEELCHAIR ACCESSIBLE STATEROOM FEATURING ROLL-IN SHOWERS

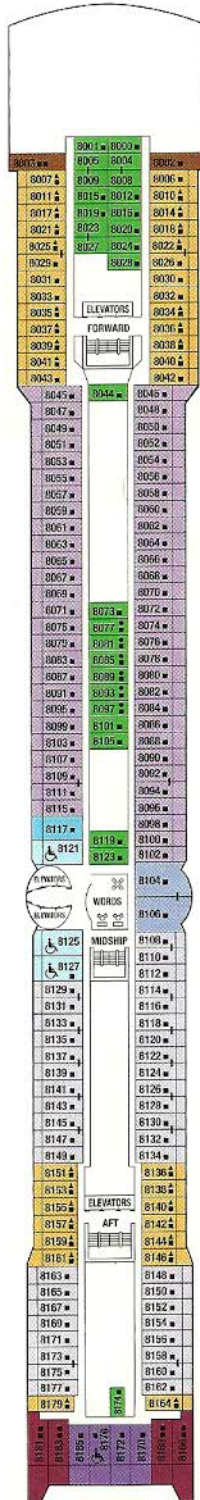
Staterooms with an upper bed and sofa bed that sleeps two, accommodate a maximum of four guests. Staterooms 9096 and 9098 have partially obstructed views. Staterooms 9094 and 9100 have smaller verandas that are semi-private.

Celebrity Millennium® Deck Plans (continued)

Celebrity Millennium® Class

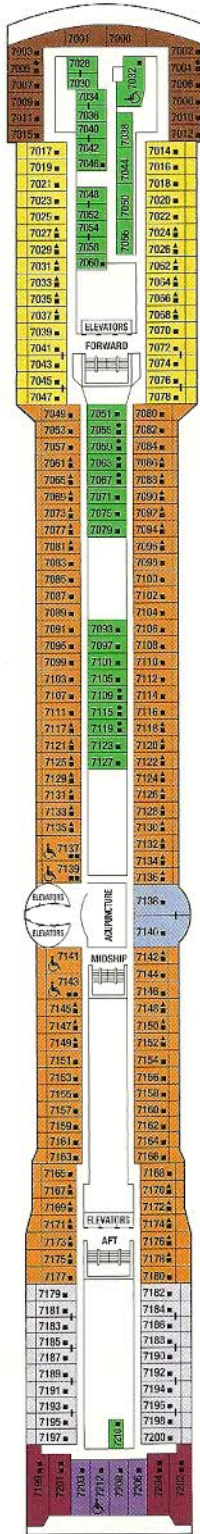
Panorama Deck 8

CS S1 S2 C1 C2 C3 FV 2B 4 9



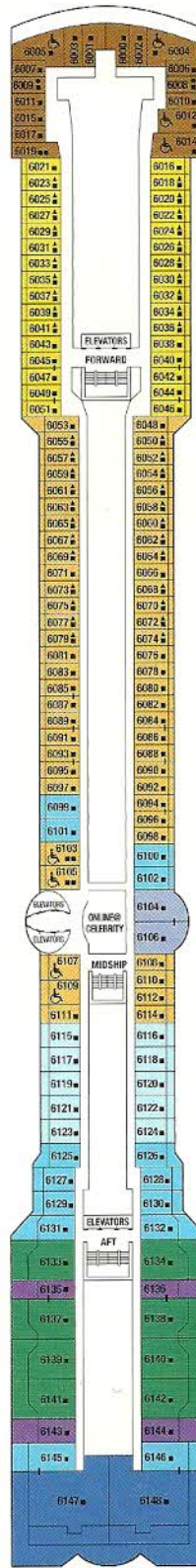
Vista Deck 7

CS C1 C3 FV 2A 2C 4 9

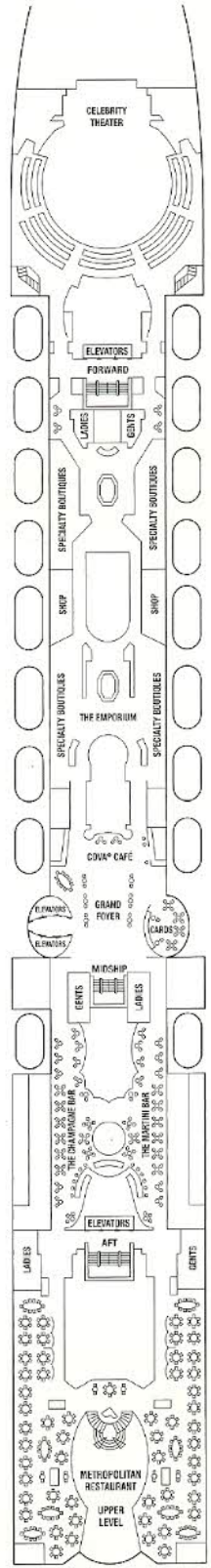


Penthouse Deck 6

PS RS CS S1 S2 C1 2B 2C 5



Entertainment Deck 5



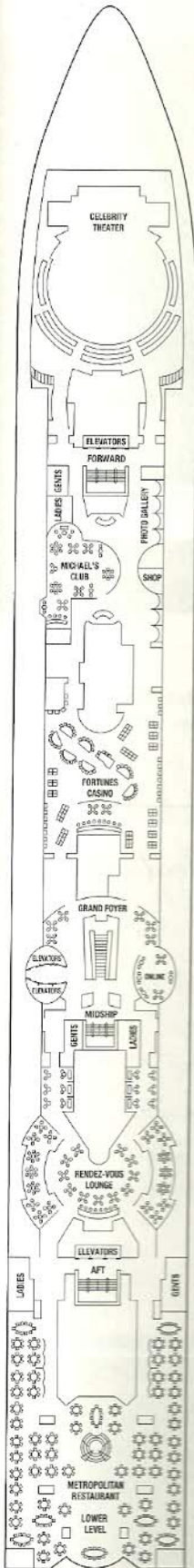
■ CONVERTIBLE SOFA BED
▲ ONE UPPER BERTH

● TWO UPPER BERTHS
I CONNECTING STATEROOMS

♿ WHEELCHAIR ACCESSIBLE STATEROOM
FEATURING ROLL-IN SHOWERS

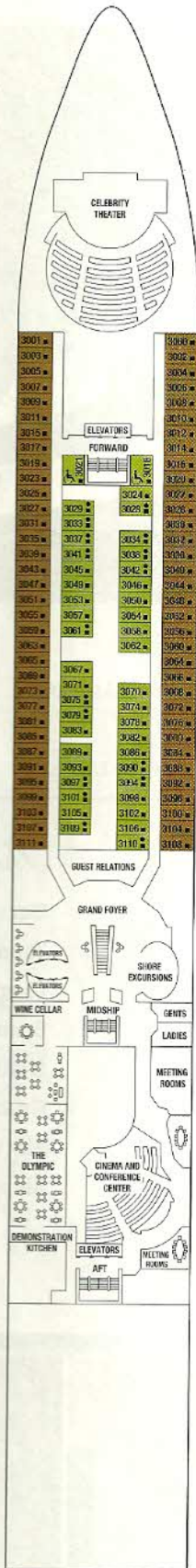
DECK PLANS ARE NOT DRAWN TO SCALE

Promenade Deck 4



Plaza Deck 3

6 10



Continental Deck 2

7 8 11 12



Staterooms with an upper bed and sofa bed that sleeps two, accommodate a maximum of four guests.
 Staterooms 6104, 6106, 7138, 7140, 8104, and 8106 have partially obstructed views.
 Staterooms 6102, 6108, 7136, 7142, 8102, and 8108 have smaller verandas that are semi-private.

DECK NUMBERS REFLECT UPPER GUEST LEVELS