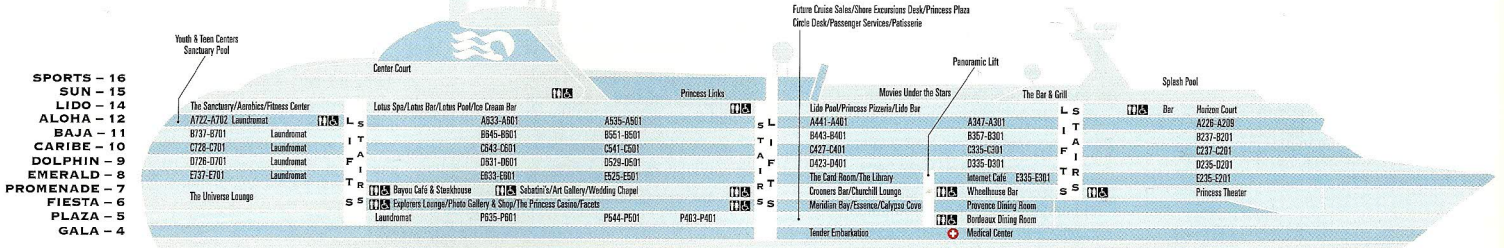


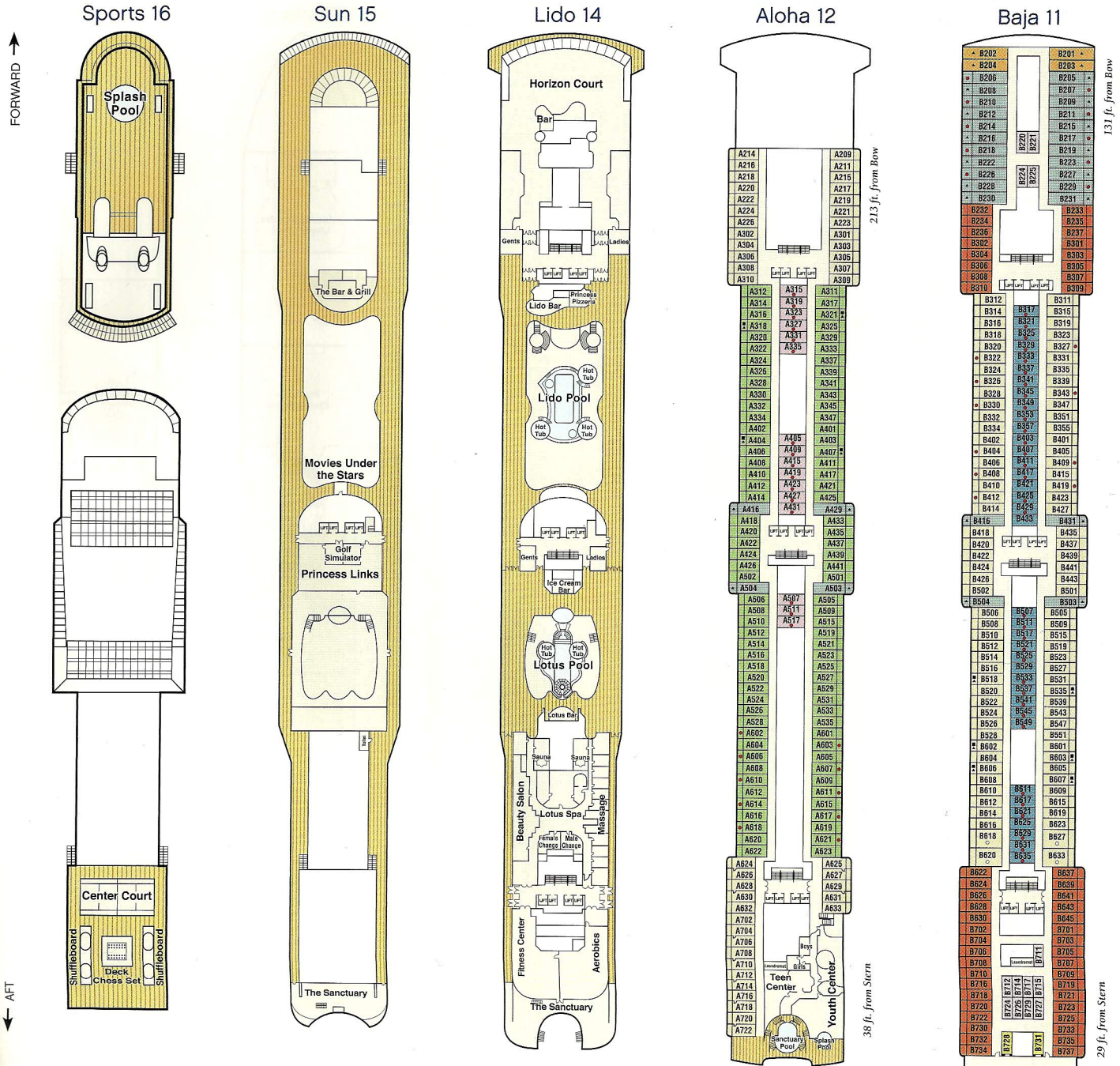
# Island Princess®

**Passenger Capacity:** 1,970  
**Length:** 965 ft  
**Gross Tonnage:** 92,000  
**Inaugural Cruise:** July 12, 2003  
**Christened by:** Jaime Salé and David Pelletier  
 (Olympic Gold Medalists), July 11, 2003



← AFT

FORWARD →



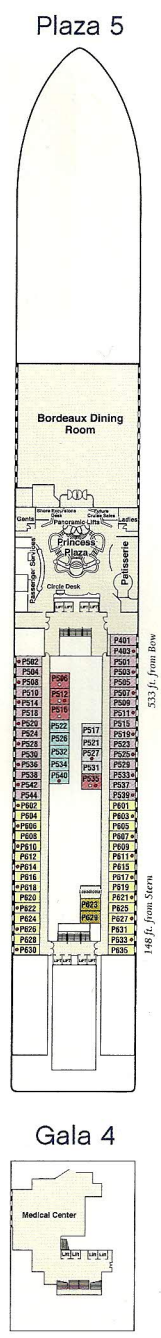
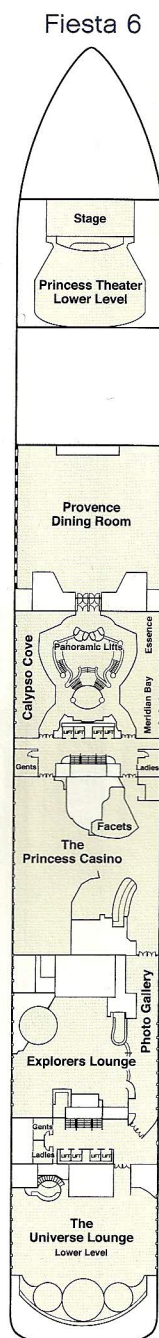
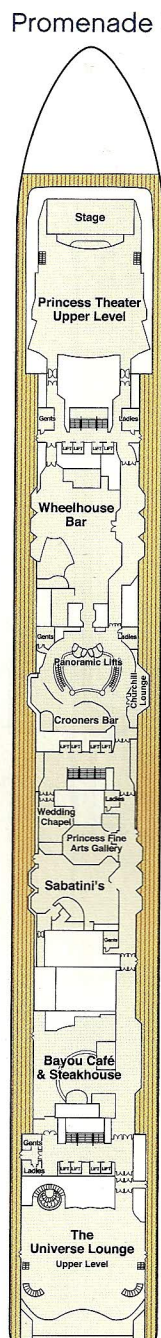
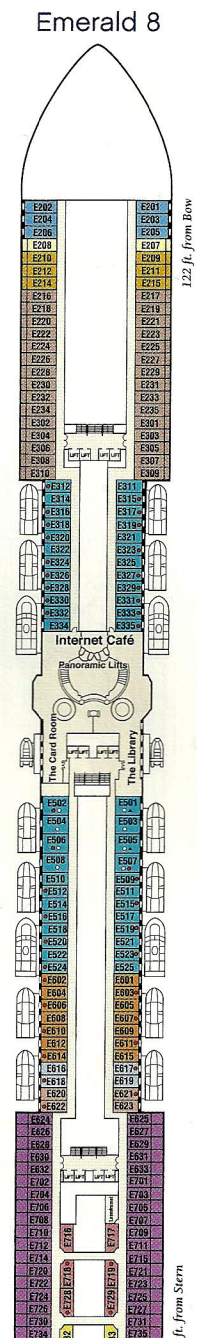
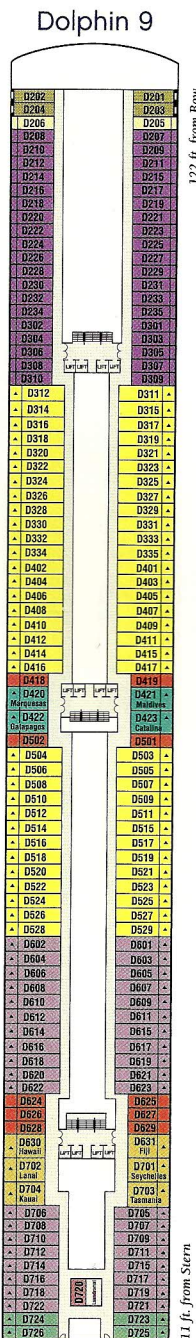
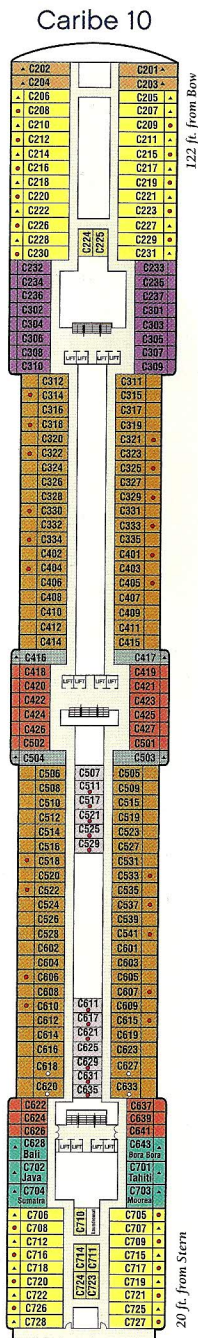
STATEROOM DESCRIPTION

- FS** CARIBE, DOLPHIN: Premium suite with balcony
- VS** DOLPHIN: Vista suite with balcony
- AA** ALOHA, BAJA, CARIBE: Mini-suite with balcony
- AB** CARIBE, DOLPHIN: Mini-suite with balcony
- AC** DOLPHIN: Mini-suite with balcony
- AD** DOLPHIN: Mini-suite with balcony
- AF** BAJA, CARIBE: Oceanview mini-suite
- BA** CARIBE: Balcony two lower beds
- BB** ALOHA: Balcony two lower beds
- BC** ALOHA, BAJA: Balcony two lower beds
- BD** BAJA, CARIBE, DOLPHIN: Balcony two lower beds

- BE** CARIBE, DOLPHIN, EMERALD: Balcony two lower beds
- BF** EMERALD: Balcony two lower beds
- BG** EMERALD: Balcony two lower beds
- BH** DOLPHIN, EMERALD: Balcony two lower beds (partially obstructed view)
- CG** DOLPHIN: Deluxe oceanview two lower beds
- C** EMERALD: Deluxe oceanview two lower beds
- DD** BAJA, EMERALD: Oceanview two lower beds
- D** PLAZA: Oceanview two lower beds
- EE** PLAZA: Oceanview two lower beds
- F** EMERALD: Oceanview two lower beds (obstructed view)

- GG** EMERALD: Oceanview two lower beds (obstructed view)
- G** EMERALD: Oceanview two lower beds (obstructed view)
- HH** EMERALD: Oceanview two lower beds (obstructed view)
- I** ALOHA: Interior two lower beds
- J** BAJA, CARIBE: Interior two lower beds
- J** CARIBE: Interior two lower beds
- K** DOLPHIN, EMERALD, PLAZA: Interior two lower beds
- L** PLAZA: Interior two lower beds
- M** PLAZA: Interior two lower beds
- N** PLAZA: Interior two lower beds

- Will accommodate third and fourth person
  - ▲ Will accommodate third person
  - ▲ Wheelchair-accessible staterooms are configured with shower only
  - Will accommodate a rollaway
- Note: Some areas of the ship are not accessible to wheelchairs and scooters. Distances shown are from the bow (forward) to stern (aft) to the nearest stateroom. Most interior stateroom entrances face the starboard side of the ship.
- Stateroom views are considered unobstructed unless noted otherwise. Obstructions do not include certain nautical items like handrails, dividers or ship hardware. For balcony staterooms, the view is determined from the perspective of the balcony railing. Balconies may have either solid steel or toughened glass railing. Call 1-800-PRINCESS for more information.



↑ FORWARD

↓ AFT